

SUMMARY OF APPROPRIATIONS, ALLOTMENTS, OBLIGATIONS AND BALANCES BY OBJECT OF EXPENDITURES
As of the Quarter Ending March 31, 2017

Department: Other Executive Offices

Agency: Governance Commission for Government-Owned or Controlled Corporations

Operating Unit: N/A

Organization Code (UACS): 260110000000

Fund Cluster: 01 - Regular Agency Fund

Authorization: 01 - Current Year Appropriations

Report Status: SUBMITTED

Particulars	UACS CODE	Appropriation			Allotments			Current Year Obligations					Current Year Disbursements				Balances							
		Authorized Appropriation	Adjustments (Transfer To)/From, Realignment)	Adjusted Appropriations	Allotments Received	Adjustments (Withdrawal, Realignment)	Transfer To	Transfer From	Adjusted Total Allotments	1st Quarter Ending March 31	2nd Quarter Ending June 30	3rd Quarter Ending Sept 30	4th Quarter Ending Dec. 31	Total	1st Quarter Ending March 31	2nd Quarter Ending June 30	3rd Quarter Ending Sept 30	4th Quarter Ending Dec. 31	Total	Unreleased Appropriations	Unobligated Allotment	Unpaid Obligations (15-20) = (23+24)		
																						Due and Demandable	Not Yet Due and Demandable	
				5=(3+4)	6	7	8	9	10=(6+(7)-8+9)	11	12	13	14	15=(11+12+13+14)	16	17	18	19	20=(16+17+18+19)	21=(5-10)	22=(10-15)	23	24	
I. Agency Specific Budget																								
Specific Budgets of National Government Agencies	01101101	126,959,000.00		126,959,000.00	126,959,000.00				126,959,000.00	18,979,545.85				18,979,545.85	18,027,387.03				18,027,387.03			107,979,454.15	952,158.82	
Personnel Services		65,825,000.00		65,825,000.00	65,825,000.00				65,825,000.00	12,115,085.36				12,115,085.36	12,115,085.36				12,115,085.36			53,709,914.64		
Salaries and Wages	5010100000	49,061,000.00		49,061,000.00	49,061,000.00				49,061,000.00	10,961,865.99				10,961,865.99	10,961,865.99				10,961,865.99			38,099,134.01		
Salaries and Wages - Regular	5010101000	49,061,000.00		49,061,000.00	49,061,000.00				49,061,000.00	10,961,865.99				10,961,865.99	10,961,865.99				10,961,865.99			38,099,134.01		
Basic Salary - Civilian	5010101001	49,061,000.00		49,061,000.00	49,061,000.00				49,061,000.00	10,961,865.99				10,961,865.99	10,961,865.99				10,961,865.99			38,099,134.01		
Other Compensation	5010200000	16,030,000.00		16,030,000.00	16,030,000.00				16,030,000.00	1,029,681.87				1,029,681.87					1,029,681.87			15,000,318.13		
Personal Economic Relief Allowance (PERA)	5010201000	1,968,000.00		1,968,000.00	1,968,000.00				1,968,000.00	422,181.87				422,181.87	422,181.87				422,181.87			1,545,818.13		
PERA - Civilian	5010201001	1,968,000.00		1,968,000.00	1,968,000.00				1,968,000.00	422,181.87				422,181.87	422,181.87				422,181.87			1,545,818.13		
Representation Allowance (RA)	5010202000	2,328,000.00		2,328,000.00	2,328,000.00				2,328,000.00	335,500.00				335,500.00	335,500.00				335,500.00			1,992,500.00		
Representation Allowance (RA)	5010202000	2,328,000.00		2,328,000.00	2,328,000.00				2,328,000.00	335,500.00				335,500.00	335,500.00				335,500.00			1,992,500.00		
Transportation Allowance (TA)	5010203000	2,328,000.00		2,328,000.00	2,328,000.00				2,328,000.00	272,000.00				272,000.00	272,000.00				272,000.00			2,056,000.00		
Transportation Allowance (TA)	5010203001	2,328,000.00		2,328,000.00	2,328,000.00				2,328,000.00	272,000.00				272,000.00	272,000.00				272,000.00			2,056,000.00		
Clothing/Uniform Allowance	5010204000	410,000.00		410,000.00	410,000.00				410,000.00													410,000.00		
Clothing/Uniform Allowance - Civilian	5010204001	410,000.00		410,000.00	410,000.00				410,000.00													410,000.00		
Year End Bonus	5010214000	4,088,000.00		4,088,000.00	4,088,000.00				4,088,000.00													4,088,000.00		
Bonus - Civilian	5010214001	4,088,000.00		4,088,000.00	4,088,000.00				4,088,000.00													4,088,000.00		
Cash Gift	5010215000	410,000.00		410,000.00	410,000.00				410,000.00													410,000.00		
Cash Gift - Civilian	5010215001	410,000.00		410,000.00	410,000.00				410,000.00													410,000.00		
Other Bonuses and Allowances	5010299000	4,498,000.00		4,498,000.00	4,498,000.00				4,498,000.00													4,498,000.00		
Productivity Enhancement Incentive - Civilian	5010299012	410,000.00		410,000.00	410,000.00				410,000.00													410,000.00		
Mid-Year Bonus - Civilian	5010299036	4,088,000.00		4,088,000.00	4,088,000.00				4,088,000.00													4,088,000.00		
Personnel Benefit Contributions	5010300000	491,000.00		491,000.00	491,000.00				491,000.00	123,537.50				123,537.50	123,537.50				123,537.50			367,462.50		
Pag-IBIG Contributions	5010302000	99,000.00		99,000.00	99,000.00				99,000.00	20,800.00				20,800.00	20,800.00				20,800.00			78,200.00		
Pag-IBIG - Civilian	5010302001	99,000.00		99,000.00	99,000.00				99,000.00	20,800.00				20,800.00	20,800.00				20,800.00			78,200.00		
PhilHealth Contributions	5010303000	293,000.00		293,000.00	293,000.00				293,000.00	83,037.50				83,037.50	83,037.50				83,037.50			209,962.50		
PhilHealth - Civilian	5010303001	293,000.00		293,000.00	293,000.00				293,000.00	83,037.50				83,037.50	83,037.50				83,037.50			209,962.50		
Employees Compensation Insurance Premiums (ECIP)	5010304000	99,000.00		99,000.00	99,000.00				99,000.00	19,700.00				19,700.00	19,700.00				19,700.00			79,300.00		
ECIP - Civilian	5010304001	99,000.00		99,000.00	99,000.00				99,000.00	19,700.00				19,700.00	19,700.00				19,700.00			79,300.00		
Other Personnel Benefits	5010400000	243,000.00		243,000.00	243,000.00				243,000.00													243,000.00		
Other Personnel Benefits	5010499000	243,000.00		243,000.00	243,000.00				243,000.00													243,000.00		
Lump-sum for Step Increments - Length of Service	5010499010	122,000.00		122,000.00	122,000.00				122,000.00													122,000.00		
Lump-sum for Step Increments - Meritorious Performance	5010499011	121,000.00		121,000.00	121,000.00				121,000.00													121,000.00		
Maintenance and Other Operating Expenses		60,734,000.00		60,734,000.00	60,734,000.00				60,734,000.00	6,864,460.49				6,864,460.49	5,772,902.17				5,772,902.17			53,869,539.51	1,091,568.32	
Traveling Expenses	5020100000	1,895,000.00		1,895,000.00	1,895,000.00				1,895,000.00	126,537.89				126,537.89	159,365.89				159,365.89			1,768,462.11	(32,828.00)	
Traveling Expenses - Local	5020101000	482,000.00		482,000.00	482,000.00				482,000.00	32,682.80				32,682.80	65,510.80				65,510.80			449,317.20	(32,828.00)	
Traveling Expenses - Local	5020101000	482,000.00		482,000.00	482,000.00				482,000.00	32,682.80				32,682.80	65,510.80				65,510.80			449,317.20	(32,828.00)	
Traveling Expenses - Foreign	5020102000	1,413,000.00		1,413,000.00	1,413,000.00				1,413,000.00	93,855.09				93,855.09					93,855.09			1,319,144.91		
Traveling Expenses - Foreign	5020102000	1,413,000.00		1,413,000.00	1,413,000.00				1,413,000.00	93,855.09				93,855.09	93,855.09				93,855.09			1,319,144.91		

Particulars	UACS CODE	Appropriation			Allotments					Current Year Obligations					Current Year Disbursements				Balances					
		Authorized Appropriation	Adjustments (Transfer To/From, Realignment)	Adjusted Appropriations	Allotments Received	Adjustments (Withdrawal, Realignment)	Transfer To	Transfer From	Adjusted Total Allotments	1st Quarter Ending March 31	2nd Quarter Ending June 30	3rd Quarter Ending Sept. 30	4th Quarter Ending Dec. 31	Total	1st Quarter Ending March 31	2nd Quarter Ending June 30	3rd Quarter Ending Sept. 30	4th Quarter Ending Dec. 31	Total	Unreleased Appropriations	Unobligated Allotment	Unpaid Obligations (15-20) = (23+24)		
																						Due and Demandable	Not Yet Due and Demandable	
1	2	3	4	5=(3+4)	6	7	8	9	10=(8+(-1)+7)+9	11	12	13	14	15=(11+12+13+14)	16	17	18	19	20=(16+17+18+19)	21=(5-16)	22=(10-15)	23	24	
Training and Scholarship Expenses	5020200000	8,649,000.00		8,649,000.00	8,649,000.00				8,649,000.00	261,701.00				261,701.00	215,092.50				215,092.50	8,387,299.00			46,608.50	
Training Expenses	5020201000	8,649,000.00		8,649,000.00	8,649,000.00				8,649,000.00	261,701.00				261,701.00	215,092.50				215,092.50	8,387,299.00			46,608.50	
Supplies and Materials Expenses	5020300000	2,103,000.00		2,103,000.00	2,103,000.00				2,103,000.00	349,993.67				349,993.67	377,191.83				377,191.83	1,753,006.33			(27,198.16)	
Office Supplies Expenses	5020301000	646,000.00		646,000.00	646,000.00				646,000.00	313,287.95				313,287.95	346,856.15				346,856.15	332,712.05			(33,568.20)	
Fuel, Oil and Lubricants Expenses	5020309000	1,368,000.00		1,368,000.00	1,368,000.00				1,368,000.00	36,705.72				36,705.72	30,335.68				30,335.68	1,331,294.28			6,370.04	
Other Supplies and Materials Expenses	5020399000	89,000.00		89,000.00	89,000.00				89,000.00											89,000.00				
Utility Expenses	5020400000	1,097,000.00		1,097,000.00	1,097,000.00				1,097,000.00	222,244.17				222,244.17	167,524.17				167,524.17	874,755.83			54,720.00	
Water Expenses	5020401000	60,000.00		60,000.00	60,000.00				60,000.00	54,720.00				54,720.00						5,280.00			54,720.00	
Electricity Expenses	5020402000	1,037,000.00		1,037,000.00	1,037,000.00				1,037,000.00	167,524.17				167,524.17	167,524.17				167,524.17	869,475.83				
Communication Expenses	5020500000	3,510,000.00		3,510,000.00	3,510,000.00				3,510,000.00	1,768,724.84				1,768,724.84	64,305.19				64,305.19	1,741,275.16			1,704,419.85	
Postage and Courier Services	5020501000	25,000.00		25,000.00	25,000.00				25,000.00											25,000.00				
Telephone Expenses	5020502000	1,525,000.00		1,525,000.00	1,525,000.00				1,525,000.00	88,724.84				88,724.84	64,305.19				64,305.19	1,436,275.16			24,419.65	
Mobile	5020502001	884,000.00		884,000.00	884,000.00				884,000.00	88,724.84				88,724.84	64,305.19				64,305.19	795,275.16			24,419.65	
Landline	5020502002	641,000.00		641,000.00	641,000.00				641,000.00											641,000.00				
Internet Subscription Expenses	5020503000	1,960,000.00		1,960,000.00	1,960,000.00				1,960,000.00	1,680,000.00				1,680,000.00						280,000.00			1,680,000.00	
Confidential, Intelligence and Extraordinary Expenses	5021000000	1,166,000.00		1,166,000.00	1,166,000.00				1,166,000.00	264,361.29				264,361.29	264,361.29				264,361.29	901,638.71				
Extraordinary and Miscellaneous Expenses	5021003000	1,166,000.00		1,166,000.00	1,166,000.00				1,166,000.00	264,361.29				264,361.29	264,361.29				264,361.29	901,638.71				
Professional Services	5021100000	21,898,000.00		21,898,000.00	21,898,000.00				21,898,000.00	1,587,266.89				1,587,266.89						20,310,733.11			1,587,266.89	
Consultancy Services	5021103000	15,605,000.00		15,605,000.00	15,605,000.00				15,605,000.00											15,605,000.00				
Other Professional Services	5021199000	6,293,000.00		6,293,000.00	6,293,000.00				6,293,000.00	1,587,266.89				1,587,266.89						4,705,733.11			1,587,266.89	
General Services	5021200000	1,763,000.00		1,763,000.00	1,763,000.00				1,763,000.00	332,969.77				332,969.77	310,469.77				310,469.77	1,430,030.23			22,500.00	
Janitorial Services	5021202000	1,060,000.00		1,060,000.00	1,060,000.00				1,060,000.00	155,452.76				155,452.76	163,452.76				163,452.76	904,547.24			(8,000.00)	
Security Services	5021203000	645,000.00		645,000.00	645,000.00				645,000.00	132,517.01				132,517.01	138,517.01				138,517.01	512,482.96			(6,000.00)	
Other General Services	5021299000	58,000.00		58,000.00	58,000.00				58,000.00	45,000.00				45,000.00	8,500.00				8,500.00	13,000.00			36,500.00	
Repairs and Maintenance	5021300000	622,000.00		622,000.00	622,000.00				622,000.00						38,176.46				38,176.46	622,000.00			(38,176.46)	
Repairs and Maintenance - Buildings and Other Structures	5021304000	126,000.00		126,000.00	126,000.00				126,000.00											126,000.00				
Buildings	5021304001	126,000.00		126,000.00	126,000.00				126,000.00											126,000.00				
Repairs and Maintenance - Transportation Equipment	5021306000	290,000.00		290,000.00	290,000.00				290,000.00						38,176.46				38,176.46	290,000.00			(38,176.46)	
Motor Vehicles	5021306001	290,000.00		290,000.00	290,000.00				290,000.00						38,176.46				38,176.46	290,000.00			(38,176.46)	
Repairs and Maintenance - Furniture and Fixtures	5021307000	206,000.00		206,000.00	206,000.00				206,000.00											206,000.00				
Taxes, Insurance Premiums and Other Fees	5021500000	1,072,000.00		1,072,000.00	1,072,000.00				1,072,000.00	230,254.47				230,254.47	914,830.24				914,830.24	841,745.53			(684,575.77)	
Taxes, Duties and Licenses	5021501000	112,000.00		112,000.00	112,000.00				112,000.00	197,878.89				197,878.89	197,878.89				197,878.89	(85,878.89)				
Fidelity Bond Premiums	5021502000	144,000.00		144,000.00	144,000.00				144,000.00	3,630.00				3,630.00	3,630.00				3,630.00	140,370.00				
Insurance Expenses	5021503000	816,000.00		816,000.00	816,000.00				816,000.00	28,745.58				28,745.58	713,321.35				713,321.35	787,254.42			(684,575.77)	
Other Maintenance and Operating Expenses	5029900000	16,959,000.00		16,959,000.00	16,959,000.00				16,959,000.00	1,720,406.50				1,720,406.50	3,261,584.83				3,261,584.83	15,238,593.50			(1,541,178.33)	

Particulars	UACS CODE	Appropriation			Allotments			Current Year Obligations					Current Year Disbursements				Balances						
		Authorized Appropriation	Adjustments (Transfer (To)/From, Realignment)	Adjusted Appropriations	Allotments Received	Adjustments (Withdrawal, Realignment)	Transfer To	Transfer From	Adjusted Total Allotments	1st Quarter Ending March 31	2nd Quarter Ending June 30	3rd Quarter Ending Sept. 30	4th Quarter Ending Dec. 31	Total	1st Quarter Ending March 31	2nd Quarter Ending June 30	3rd Quarter Ending Sept. 30	4th Quarter Ending Dec. 31	Total	Unreleased Appropriations	Unobligated Allotment	Unpaid Obligations (15-20) = (23+24)	
1	2	3	4	5=(3+4)	6	7	8	9	10=(6+(-7)+8+9)	11	12	13	14	15=(11+12+13+14)	16	17	18	19	20=(16+17+18+19)	21=(5-16)	22=(10-15)	23	24
Advertising Expenses	5029901000	715,000.00		715,000.00	715,000.00				715,000.00												715,000.00		
Advertising Expenses	5029901000	715,000.00		715,000.00	715,000.00				715,000.00												715,000.00		
Printing and Publication Expenses	5029902000	203,000.00		203,000.00	203,000.00				203,000.00												203,000.00		
Printing and Publication Expenses	5029902000	203,000.00		203,000.00	203,000.00				203,000.00												203,000.00		
Representation Expenses	5029903000	2,053,000.00		2,053,000.00	2,053,000.00				2,053,000.00	269,331.98				269,331.98	302,373.35				302,373.35		1,783,668.02		(33,041.37)
Representation Expenses	5029903000	2,053,000.00		2,053,000.00	2,053,000.00				2,053,000.00	269,331.98				269,331.98	302,373.35				302,373.35		1,783,668.02		(33,041.37)
Rent/Lease Expenses	5029905000	1,287,000.00		1,287,000.00	1,287,000.00				1,287,000.00	90,000.00				90,000.00	90,000.00				90,000.00		1,197,000.00		
Rents - Land	5029905002	445,000.00		445,000.00	445,000.00				445,000.00	90,000.00				90,000.00	90,000.00				90,000.00		355,000.00		
Rents - Equipment	5029905004	842,000.00		842,000.00	842,000.00				842,000.00												842,000.00		
Membership Dues and Contributions to Organizations	5029906000	3,849,000.00		3,849,000.00	3,849,000.00				3,849,000.00	1,282,801.52				1,282,801.52	6,100.00				6,100.00		2,566,198.48		1,276,701.52
Membership Dues and Contributions to Organizations	5029906000	3,849,000.00		3,849,000.00	3,849,000.00				3,849,000.00	1,282,801.52				1,282,801.52	6,100.00				6,100.00		2,566,198.48		1,276,701.52
Subscription Expenses	5029907000	8,777,000.00		8,777,000.00	8,777,000.00				8,777,000.00	78,273.00				78,273.00							8,698,727.00		78,273.00
ICT Software Subscription	5029907001	7,947,000.00		7,947,000.00	7,947,000.00				7,947,000.00												7,947,000.00		
Other Subscription Expenses	5029907099	830,000.00		830,000.00	830,000.00				830,000.00	78,273.00				78,273.00							751,727.00		78,273.00
Other Maintenance and Operating Expenses	5029999000	75,000.00		75,000.00	75,000.00				75,000.00						2,863,111.48				2,863,111.48		75,000.00		(2,863,111.48)
Other Maintenance and Operating Expenses	5029999009	75,000.00		75,000.00	75,000.00				75,000.00						2,863,111.48				2,863,111.48		75,000.00		(2,863,111.48)
Capital Outlays		400,000.00		400,000.00	400,000.00				400,000.00						139,399.50				139,399.50		400,000.00		(139,399.50)
Property, Plant and Equipment Outlay	5060400000	400,000.00		400,000.00	400,000.00				400,000.00						139,399.50				139,399.50		400,000.00		(139,399.50)
Machinery and Equipment Outlay	5060405000	400,000.00		400,000.00	400,000.00				400,000.00						139,399.50				139,399.50		400,000.00		(139,399.50)
Information and Communication Technology Equipment	5060405003	400,000.00		400,000.00	400,000.00				400,000.00						139,399.50				139,399.50		400,000.00		(139,399.50)
II. Automatic Appropriations																							
Retirement and Life Insurance Premiums	01104102	5,888,000.00		5,888,000.00	5,888,000.00				5,888,000.00	1,207,149.05				1,207,149.05	1,207,149.05				1,207,149.05		4,680,850.95		
Personnel Services		5,888,000.00		5,888,000.00	5,888,000.00				5,888,000.00	1,207,149.05				1,207,149.05	1,207,149.05				1,207,149.05		4,680,850.95		
Personnel Benefit Contributions	5010300000	5,888,000.00		5,888,000.00	5,888,000.00				5,888,000.00	1,207,149.05				1,207,149.05	1,207,149.05				1,207,149.05		4,680,850.95		
Retirement and Life Insurance Premiums	5010301000	5,888,000.00		5,888,000.00	5,888,000.00				5,888,000.00	1,207,149.05				1,207,149.05	1,207,149.05				1,207,149.05		4,680,850.95		
Retirement and Life Insurance Premiums	5010301000	5,888,000.00		5,888,000.00	5,888,000.00				5,888,000.00	1,207,149.05				1,207,149.05	1,207,149.05				1,207,149.05		4,680,850.95		
III. Special Purpose Fund																							
Pension and Gratuity Fund	01101407		145,753.00	145,753.00	145,753.00				145,753.00	145,752.55				145,752.55	145,752.55				145,752.55		.45		
Personnel Services			145,753.00	145,753.00	145,753.00				145,753.00	145,752.55				145,752.55	145,752.55				145,752.55		.45		
Other Personnel Benefits	5010400000		145,753.00	145,753.00	145,753.00				145,753.00	145,752.55				145,752.55	145,752.55				145,752.55		.45		
Terminal Leave Benefits	5010403000		145,753.00	145,753.00	145,753.00				145,753.00	145,752.55				145,752.55	145,752.55				145,752.55		.45		
Terminal Leave Benefits - Civilian	5010403001		145,753.00	145,753.00	145,753.00				145,753.00	145,752.55				145,752.55	145,752.55				145,752.55		.45		
GRAND TOTAL																							
Grand Total		132,847,000.00	145,753.00	132,992,753.00	132,992,753.00				132,992,753.00	20,332,447.45				20,332,447.45	19,380,288.63				19,380,288.63		112,660,305.55		952,158.82

Certified Correct:


Laverio, Jeoy
Agency Budget Officer

Date: 28/Jul/2017

Certified Correct:


Abad, Raul
Agency Chief Accountant


Date:

Recommended By:


Abesamis, Jaypee
Director, FMS

Date: 23/Aug/2017

Approved By:


Dagpin, Samuel Jr.
Head of Agency or Authorized Representative

Date: 23/Aug/2017


Particulars	UACS CODE	Appropriation			Allotments					Current Year Obligations					Current Year Disbursements				Balances					
		Authorized Appropriation	Adjustments (Transfer (To)/From, Realignment)	Adjusted Appropriations	Allotments Received	Adjustments (Withdrawal, Realignment)	Transfer To	Transfer From	Adjusted Total Allotments	1st Quarter	2nd Quarter	3rd Quarter	4th Quarter	Total	1st Quarter	2nd Quarter	3rd Quarter	4th Quarter	Total	Unreleased Appropriations	Unobligated Allotment	Unpaid Obligations (15-20) = (23+24)		
										Ending March 31	Ending June 30	Ending Sept. 30	Ending Dec. 31		Ending March 31	Ending June 30	Ending Sept. 30	Ending Dec. 31				Due and Demandable	Not Yet Due and Demandable	
1	2	3	4	5=(3+4)	6	7	8	9	10=(8+(17-8+9))	11	12	13	14	15=(11+12+13+14)	16	17	18	19	20=(16+17+18+19)	21=(5-10)	22=(10-15)	23	24	
GRAND TOTAL																								
Grand Total		33,174,841.87		33,174,841.87	33,174,841.87				33,174,841.87	3,912,576.52	2,150,658.89			6,063,235.41	638,258.69	68,208.22			706,466.91		27,111,806.46			5,356,768.50

Certified Correct:


 Laverne P. Jeoy
 Agency Budget Officer


Date: 26/Jul/2017

Certified Correct:


 Abad, Raul
 Agency Chief Accountant

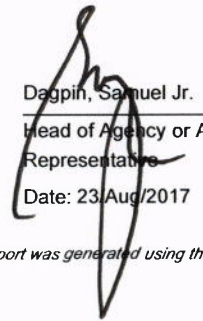
Date:

Recommended By:


 Abesamis, Jaypee
 Director, FMS

Date: 23/Aug/2017

Approved By:


 Dagpin, Samuel Jr.
 Head of Agency or Authorized Representative
 Date: 23/Aug/2017


STATEMENT OF APPROPRIATIONS, ALLOTMENTS, OBLIGATIONS, DISBURSEMENTS AND BALANCES
As of the Quarter Ending 30 September 2017


<input checked="" type="checkbox"/>	Current Year Appropriation
<input type="checkbox"/>	Supplemental Appropriations
<input type="checkbox"/>	Continuing Appropriations

Department: Other Executive Offices
Agency/Operating Unit : Governance Commission for GOCCs
Region/Province/City: Central Office
Fund: 101


Particulars	UACS CODE	Appropriations Adjusted Appropriations	Allotments Adjusted Total Allotments	Current Year Obligations					Current Year Disbursements					Balances			
				1st Quarter ending March 31	2nd Quarter ending June 30	3rd Quarter ending Sept. 30	4th Quarter ending Dec. 31	Total	1st Quarter ending March 31	2nd Quarter ending June 30	3rd Quarter ending Sept. 30	4th Quarter ending Dec. 31	Total	Unreleased Appropriation	Unobligated Allotment	Unpaid Obligations (15-20) = (23+24)	
				11	12	13	14	15 = (11+12+13+14)	16	17	18	19	20 = (16+17+18+19)			21 = (5-10)	22 = (10-15)
A. ACCOUNTS PAYABLE/PRIOR YEAR OBLIGATION				2,674,379.82	430,442.84	-	-	3,104,822.66	2,674,379.82	430,442.84	-	-	3,104,822.66	-	-	-	-
Accounts Payable	20101010 01			1,049,898.12	196,613.26			1,246,511.38	1,049,898.12	196,613.26			1,246,511.38				
Due to Officers and Employees	20101020 01			900,654.60	179,992.44			1,080,647.04	900,654.60	179,992.44			1,080,647.04				
Due to GSIS	20201020 01				53,837.14			53,837.14		53,837.14			53,837.14				
Payment of Retention Fees	20401040 01			723,827.10				723,827.10	723,827.10				723,827.10				
SUB TOTAL - PRIOR YEAR OBLIGATION				2,988,600.47	1,358,411.84	129,530.00	-	4,476,542.31	2,988,600.47	1,358,411.84	129,530.00	-	4,476,542.31				
GRAND TOTAL		136,508,255.00	136,508,255.00	23,321,047.92	30,402,869.31	27,062,562.12	-	80,786,479.36	22,368,889.10	30,707,365.33	28,345,109.16	-	81,421,363.59	46,027,444.21	60,186,128.05		

Certified Correct:



JERRY P. LAVERINTO
Budget Officer
October 09, 2017


RAUL T. ABAD
Chief Accountant
October 09, 2017


Recommending Approval:


JAYPEE Q. ABESAMIS
Director IV - AFO
October 09, 2017

Approved by:


SAMUEL G. DACUIN JR.
Chairman
October 09, 2017

Certified Correct:


Laverne, Leoy

Agency Budget Officer

Date: 01/Feb/2018

Certified Correct:



Abad, Raul

Agency Chief Accountant

Date:

Recommended By:




Abesamis, Jaypee

Director, FMS

Date: 02/Feb/2018

Approved By:



Dagpin, Samuel Jr.

Head of Agency or Authorized
Representative

Date: 02/Feb/2018

This report was generated using the Unified Reporting System on 02/02/2018 12:03