

QUARTERLY PHYSICAL REPORT OF OPERATION
As of March 31, 2023

Department : Other Executive Offices
 Agency : Governance Commission for Government-Owned or Controlled Corporations
 Operating Unit : < not applicable >
 Organization Code (UACS) : 26 011 0000000

Particulars	UACS CODE	Physical Target (Budget Year)					Physical Accomplishment (Budget Year)					Variance as of 03/31/2023	Remarks
		1st Quarter	2nd Quarter	3rd Quarter	4th Quarter	Total	1st Quarter	2nd Quarter	3rd Quarter	4th Quarter	Total		
1	2	3	4	5	6	7	8	9	10	11	12	13	14
CORPORATE STANDARDS SERVICES SUB-PROGRAM	310101000000000												
OO : Transformed GOCC sector significantly contributing to inclusive and sustainable economic growth and development													
Outcome Indicators													
1. GOCC Sector average score in the Corporate Governance Scorecard					60%	60.00%	0%						This performance indicator is targeted to be achieved by the end of the year.
Output Indicators													
1. Percentage of GOCCs with assessed corporate governance scorecard					100%	100%	0%						This performance indicator is targeted to be achieved by the end of the year.
2. Development of the new Compensation and Position Classification System (CPCS)					100% of GOCCs with complete and compliant submissions with an authorization by GCG to implement the CPCS	100% of GOCCs with complete and compliant submissions with an authorization by GCG to implement the CPCS	91.89% or 68 out of 74 GOCCs with complete and compliant submissions with an authorization by GCG to implement the CPCS						This performance indicator is targeted to be achieved by the end of the year. The 68 GOCCs represent those with Job Evaluation (JE) results from third-party consultant and complete and compliant submissions as of 31 March 2023. The total number may increase based on the evaluation of the third-party consultant and submission of GOCCs.
3. Percentage of talent pool included in the shortlist submitted to the President					36%	36%	14.45%						This performance indicator is targeted to be achieved by the end of the year.
CORPORATE GOVERNANCE SERVICES SUB-PROGRAM	310102000000000												
OO : Transformed GOCC sector significantly contributing to inclusive and sustainable economic growth and development													
Outcome Indicator													
1. Percentage of GOCCs with performance scorecard achieving Social Impact, Stakeholders, and Financial targets					10% improvement from FY 2022	10% improvement from FY 2022	0%						The validation of GOCC's 2022 performance is ongoing.

Output Indicators																					
1. Proportion of GOCCs with identified competition issues provided with recommendations					N/A	N/A															
2. Percentage of GOCCs with substantial submission and subjected to Performance Targets Setting starting the 3rd Quarter of the Year					60%	60.00%	0%														Per GCG MC 2023-01, GOCCs shall submit their proposed 2024 PES targets by September until end of October. This performance indicator is targeted to be achieved by the end of the year.
3. Percentage of GOCCs with validated Customer Satisfaction Survey report					80% of GOCCs with CSS report validated	80% of GOCCs with CSS report validated	0%														This performance indicator is targeted to be achieved by the end of the year.

Prepared By:

Romarin A. Amala
 RIO MARIZ A. AVILA-AMON

Planning Officer

Date:

In coordination with:

JAYPEE O. ABESAMIS
 JAYPEE O. ABESAMIS

Director IV

Date:

Approved By:

Justice Alex L. Quiroz
 Justice ALEX L. QUIROZ (ret.)

Chairperson

Date:


QUARTERLY PHYSICAL REPORT OF OPERATION

As of June 30, 2023


Department : Other Executive Offices
 Agency : Governance Commission for Government-Owned or Controlled Corporations
 Operating Unit : < not applicable >
 Organization Code (UACS) : 26 011 000000

Particulars	UACS CODE	Physical Target (Budget Year)					Physical Accomplishment (Budget Year)					Variance as of 03/31/2023	Remarks
		1st Quarter	2nd Quarter	3rd Quarter	4th Quarter	Total	1st Quarter	2nd Quarter	3rd Quarter	4th Quarter	Total		
1	2	3	4	5	6	7	8	9	10	11	12	13	14
CORPORATE STANDARDS SERVICES SUB-PROGRAM	310101000000000												
OO : Transformed GOCC sector significantly contributing to inclusive and sustainable economic growth and development													
Outcome Indicators													
1. GOCC Sector average score in the Corporate Governance Scorecard					60%	60.00%	0%	0%					This performance indicator is targeted to be achieved by the end of the year.
Output Indicators													
1. Percentage of GOCCs with assessed corporate governance scorecard					100%	100%	0%	0%					This performance indicator is targeted to be achieved by the end of the year.
2. Development of the new Compensation and Position Classification System (CPCS)					100% of GOCCs with complete and compliant submissions with an authorization by GCG to implement the CPCS	100% of GOCCs with complete and compliant submissions with an authorization by GCG to implement the CPCS	91.89% or 68 out of 74 GOCCs with complete and compliant submissions with an authorization by GCG to implement the CPCS	95.95% or 71 out of 74 GOCCs with complete and compliant submissions with an authorization by GCG to implement the CPCS					This performance indicator is targeted to be achieved by the end of the year. The 71 GOCCs represent those with Job Evaluation (JE) results from third-party consultant and complete and compliant submissions as of 30 June 2023. The total number may increase based on the evaluation of the third-party consultant and submission of GOCCs.
3. Percentage of talent pool included in the shortlist submitted to the President					36%	36%	14.45%	21.79%					This performance indicator is targeted to be achieved by the end of the year. Figures are cumulative.
CORPORATE GOVERNANCE SERVICES SUB-PROGRAM	310102000000000												
OO : Transformed GOCC sector significantly contributing to inclusive and sustainable economic growth and development													
Outcome Indicator													
1. Percentage of GOCCs with performance scorecard achieving Social Impact, Stakeholders, and Financial targets					10% improvement from FY 2022	10% improvement from FY 2022	0%	0%					The validation of GOCC's 2022 performance is ongoing.
Output Indicators													
1. Proportion of GOCCs with identified competition issues provided with recommendations					N/A	N/A							
2. Percentage of GOCCs with substantial submission and subjected to Performance Targets Setting starting the 3rd Quarter of the Year					60%	60.00%	0%	0%					Per GCG MC 2023-01, GOCCs shall submit their proposed 2024 PES targets by September until end of October. This performance indicator is targeted to be achieved by the end of the year.
3. Percentage of GOCCs with validated Customer Satisfaction Survey report					80% of GOCCs with CSS report validated	80% of GOCCs with CSS report validated	0%	0%					This performance indicator is targeted to be achieved by the end of the year.


Prepared By:


 Bernard Jonas Trinidad
 Planning Officer III
 Date:

In coordination with:


 Raul A. Abad
 OIC - Director IV
 Date:

Approved By:


 Justice ALE L. QUIROZ (ret.)
 Chairperson
 Date:

QUARTERLY PHYSICAL REPORT OF OPERATION
As of September 30, 2023

Department : Other Executive Offices
 Agency : Governance Commission for Government-Owned or Controlled Corporations
 Operating Unit : < not applicable >
 Organization Code (UACS) : 26 011 0000000

Particulars	UACS CODE	Physical Target (Budget Year)					Physical Accomplishment (Budget Year)					Variance as of 09/30/2023	Remarks
		1st Quarter	2nd Quarter	3rd Quarter	4th Quarter	Total	1st Quarter	2nd Quarter	3rd Quarter	4th Quarter	Total		
1	2	3	4	5	6	7	8	9	10	11	12	13	14
CORPORATE STANDARDS SERVICES SUB-PROGRAM	310101000000000												
OO : Transformed GOCC sector significantly contributing to inclusive and sustainable economic growth and development													
Outcome Indicators													
1. GOCC Sector average score in the					60%	60.00%	0%	0%	0%				This performance indicator is targeted to be achieved by the end of the year (Ongoing evaluation).
Corporate Governance Scorecard													
Output Indicators													
1. Percentage of GOCCs with assessed corporate					100%	100%	0%	0%	0%				This performance indicator is targeted to be achieved by the end of the year (Ongoing evaluation).
governance scorecard													
2. Development of the new Compensation and Position					100% of GOCCs with complete and compliant submissions with an authorization by GCG to implement the CPCS	100% of GOCCs with complete and compliant submissions with an authorization by GCG to implement the CPCS	91.89% or 68 out of 74 GOCCs with complete and compliant submissions with an authorization by GCG to implement the CPCS	95.95% or 71 out of 74 GOCCs with complete and compliant submissions with an authorization by GCG to implement the CPCS	97.44% or 76 out of 78 GOCCs with complete and compliant submissions with an authorization by GCG to implement the CPCS				This performance indicator is targeted to be achieved by the end of the year. The 76 GOCCs represent those with complete and compliant submissions as of 30 September 2023.
Classification System (CPCS)													
3. Percentage of talent pool included in the shortlist					36%	36%	14.45%	21.79%	41.21%				This performance indicator is targeted to be achieved by the end of the year. Figures are cumulative.
submitted to the President													
CORPORATE GOVERNANCE SERVICES SUB-PROGRAM	310102000000000												
OO : Transformed GOCC sector significantly contributing to inclusive and sustainable economic growth and development													
Outcome Indicator													
1. Percentage of GOCCs with performance scorecard					10% improvement from	10% improvement from	0%	0%	0%				The validation of GOCC's 2022 performance is ongoing. Target to be achieved by end of



achieving Social Impact, Stakeholders, and				FY 2022	FY 2022							the year.
Financial targets												
Output Indicators												
1. Proportion of GOCCs with identified competition				N/A	N/A				N/A			N/A
issues provided with recommendations												
2. Percentage of GOCCs with substantial submission and				60%	60.00%	0%	0%	0%				Per GCG MC 2023-01, GOCCs shall submit their proposed 2024 PES targets by September until end of October. This performance indicator is targeted to be achieved by the end of the year.
subjected to Performance Targets Setting												
starting the 3rd Quarter of the Year												
3. Percentage of GOCCs with validated Customer				80% of GOCCs with CSS report validated	80% of GOCCs with CSS report validated	0%	0%	86.48%				This performance indicator is targeted to be achieved by the end of the year. 86.48% (64 out of 74 GOCCs with CSS reports validated). Report based on GCG CSS Database as of 30 September 2023.
Satisfaction Survey report												

Prepared By:



Bernard Jonas Trinidad

OIC - Planning Officer V

Date:

In coordination with:



Raul A. Abad

OIC - Director IV

Date:

Approved By:



Atty. Marius P. Corpus

Chairperson

Date:

QUARTERLY PHYSICAL REPORT OF OPERATION


As of December 31, 2023

Department : Other Executive Offices
 Agency : Governance Commission for Government-Owned or Controlled Corporations
 Operating Unit : < not applicable >
 Organization Code (UACS) : 26 011 0000000


Particulars	UACS CODE	Physical Target (Budget Year)					Physical Accomplishment (Budget Year)					Variance as of 12/31/2023	Remarks
		1st Quarter	2nd Quarter	3rd Quarter	4th Quarter	Total	1st Quarter	2nd Quarter	3rd Quarter	4th Quarter	Total		
1	2	3	4	5	6	7	8	9	10	11	12	13	14
CORPORATE STANDARDS SERVICES SUB-PROGRAM	310101000000000												
OO : Transformed GOCC sector significantly contributing to inclusive and sustainable economic growth and development													
Outcome Indicators													
1. GOCC Sector average score in the Corporate Governance Scorecard					60%	60.00%	0%	0%	0%	61.55%	61.55%		The average score of 88 GOCCs in the CGS for CY 2022 is 61.55%
Output Indicators													
1. Percentage of GOCCs with assessed corporate governance scorecard					100%	100%	0%	0%	0%	100%	100%		88/88 or 100% of the CY 2022 GOCCs' CG scorecards were assessed
2. Development of the new Compensation and Position Classification System (CPCS)					100% of GOCCs with complete and compliant submissions with an authorization by GCG to implement the CPCS	100% of GOCCs with complete and compliant submissions with an authorization by GCG to implement the CPCS	91.89% or 68 out of 74 GOCCs with complete and compliant submissions with an authorization by GCG to implement the CPCS	95.95% or 71 out of 74 GOCCs with complete and compliant submissions with an authorization by GCG to implement the CPCS	97.44% or 76 out of 78 GOCCs with complete and compliant submissions with an authorization by GCG to implement the CPCS	100% or 77 out of 77 GOCCs with complete and compliant submissions with an authorization by GCG to implement the CPCS	100% or 77 out of 77 GOCCs with complete and compliant submissions with an authorization by GCG to implement the CPCS		The 77 GOCCs represent those with complete and compliant submissions as of 01 December 2023.
3. Percentage of talent pool included in the shortlist submitted to the President					36%	36%	14.45%	21.79%	41.21%	56.34%	56.34%		200 individuals out of the 355 talent pool have been submitted to the President as of 31 December 2023.
CORPORATE GOVERNANCE SERVICES SUB-PROGRAM	310102000000000												
OO : Transformed GOCC sector significantly contributing to inclusive and sustainable economic growth and development													

Outcome Indicator													
1. Percentage of GOCCs with performance scorecard						10% improvement from	10% improvement from	0%	0%	0%	No improvement	No improvement	24 out of 82 (29.26%) GOCCs with 2022 validated Performance Scorecard achieved an average of at least 90% for Social Impact, Stakeholders and Financial Targets. 2022 Q4 BAR Reported: 23 out of 71 (32.39%) 2022 Revised Baseline due to the results of the continued validation of Performance Scorecards after 31 December 2022: 29 out of 78 GOCCs (37.17%). Based on the revised baseline, target for 2023 is 40.89% which was not met.
achieving Social Impact, Stakeholders, and						FY 2022	FY 2022						
Financial targets													
Output Indicators													
1. Proportion of GOCCs with identified competition						N/A	N/A			N/A	N/A	N/A	N/A
issues provided with recommendations													
2. Percentage of GOCCs with substantial submission and						60%	60.00%	0%	0%	0%	93.67%	93.67%	74 out of 79 GOCCs with substantial submission subjected to Performance Target Setting
subjected to Performance Targets Setting													
starting the 3rd Quarter of the Year													
3. Percentage of GOCCs with validated Customer						80% of GOCCs with	80% of GOCCs with	0%	0%	86.48%	100.00%	100.00%	74 out of 74 of GOCCs with CSS Reports validated.
Satisfaction Survey report						CSS report validated	CSS report validated						


Prepared By:


 Bernard Jonas Trinidad
 OIC - Planning Officer V
 Date:

In coordination with


 Jaypee O. Abesamis
 Director IV
 Date:

Approved By:


 Atty. Marius P. Corpus
 Chairperson
 Date: