





STATEMENT OF APPROPRIATIONS, ALLOTMENTS, OBLIGATIONS, DISBURSEMENTS AND BALANCES  
As of 31 March 2015

Department : Other Executive Offices  
 Agency : Governance Commission for GOCCs  
 Operating Unit : Central Office  
 Organization Code (UAC) : 28010000000  
 Funding Source Code (as clustered) : 101  
 (e.g. Old Fund Code: 101,102, 151)

X	Current Year Appropriations
	Supplemental Appropriations
	Continuing Appropriations

Particulars	UACS CODE	Appropriations			Allotments				Current Year Obligations					Current Year Disbursements					Balances				
		Authorized Appropriation	Adjustments (Transfer To)/From, Realignment	Adjusted Appropriations	Allotments Received	Adjustments (Withdrawal, Realignment)	Transfer To	Transfer From	Adjusted Total Allotments	1st Quarter Ending March 31	2nd Quarter Ending June 30	3rd Quarter Ending Sept. 30	4th Quarter Ending Dec. 31	Total	1st Quarter Ending March 31	2nd Quarter Ending June 30	3rd Quarter Ending Sept. 30	4th Quarter Ending Dec. 31	Total	Unreleased Appropriations	Unobligated Allotment	Unpaid Obligations (15-20) = (23+24)	
																						Due and Demandable	Not Yet Due and Demandable
<b>I. Agency Specific Budget</b>	1 01 101	51,146,000.00	-	51,146,000.00	51,146,000.00	-	-	-	51,146,000.00	14,137,854.59	-	-	-	14,137,854.59	8,663,414.97	-	-	-	8,663,414.97	-	37,008,145.41	-	5,474,430.64
General Administration and Support	1 00 000000																						
General Administration and Support Services	1 00 010000	18,081,000.00	-	18,081,000.00	18,081,000.00	-	-	-	18,081,000.00	5,193,678.82	-	-	-	5,193,678.82	5,193,678.82	-	-	-	5,193,678.82	-	12,887,321.18	-	5,474,430.64
PS		32,669,000.00	-	32,669,000.00	32,669,000.00	-	-	-	32,669,000.00	8,944,175.77	-	-	-	8,944,175.77	3,469,736.15	-	-	-	3,469,736.15	-	23,724,824.23	-	
MOOE		-	-	-	-	-	-	-	-	-	-	-	-	-	-	-	-	-	-	-	-	-	
Fin Exp. (if applicable)		396,000.00	-	396,000.00	396,000.00	-	-	-	396,000.00	-	-	-	-	-	-	-	-	-	-	-	-	-	
CO		-	-	-	-	-	-	-	-	-	-	-	-	-	-	-	-	-	-	-	-	-	
Operations	3 00 000000	47,911,000.00	-	47,911,000.00	47,911,000.00	-	-	-	47,911,000.00	8,991,990.38	-	-	-	8,991,990.38	7,250,010.73	-	-	-	7,250,010.73	-	38,919,009.62	-	1,711,107.64
MFO 1 - Corporate Standards Services	3 01 000000	15,311,000.00	-	15,311,000.00	15,311,000.00	-	-	-	15,311,000.00	2,725,130.85	-	-	-	2,725,130.85	2,223,370.69	-	-	-	2,223,370.69	-	12,585,869.15	-	462,888.15
Corporate Standards and Leadership Management	3 01 010000	5,561,000.00	-	5,561,000.00	5,561,000.00	-	-	-	5,561,000.00	1,299,062.50	-	-	-	1,299,062.50	1,299,062.50	-	-	-	1,299,062.50	-	4,261,937.50	-	
PS		9,750,000.00	-	9,750,000.00	9,750,000.00	-	-	-	9,750,000.00	1,426,068.35	-	-	-	1,426,068.35	924,308.19	-	-	-	924,308.19	-	8,323,931.65	-	462,888.15
MOOE		-	-	-	-	-	-	-	-	-	-	-	-	-	-	-	-	-	-	-	-	-	
Fin Exp. (if applicable)		-	-	-	-	-	-	-	-	-	-	-	-	-	-	-	-	-	-	-	-	-	
CO		-	-	-	-	-	-	-	-	-	-	-	-	-	-	-	-	-	-	-	-	-	
MFO 2 - Corporate Governance Services	3 02 000000	32,600,000.00	-	32,600,000.00	32,600,000.00	-	-	-	32,600,000.00	6,266,859.53	-	-	-	6,266,859.53	5,026,640.04	-	-	-	5,026,640.04	-	26,333,140.47	-	1,248,219.49
Corporate Governance and Restructuring	3 02 010000	12,022,000.00	-	12,022,000.00	12,022,000.00	-	-	-	12,022,000.00	2,799,324.06	-	-	-	2,799,324.06	2,799,324.06	-	-	-	2,799,324.06	-	9,222,675.94	-	
PS		20,578,000.00	-	20,578,000.00	20,578,000.00	-	-	-	20,578,000.00	3,467,535.47	-	-	-	3,467,535.47	2,227,315.98	-	-	-	2,227,315.98	-	17,110,464.53	-	1,248,219.49
MOOE		-	-	-	-	-	-	-	-	-	-	-	-	-	-	-	-	-	-	-	-	-	
Fin Exp. (if applicable)		-	-	-	-	-	-	-	-	-	-	-	-	-	-	-	-	-	-	-	-	-	
CO		-	-	-	-	-	-	-	-	-	-	-	-	-	-	-	-	-	-	-	-	-	
Sub-Total, Agency Specific Budget		99,057,000.00	-	99,057,000.00	99,057,000.00	-	-	-	99,057,000.00	23,129,844.97	-	-	-	23,129,844.97	15,913,425.70	-	-	-	15,913,425.70	-	75,927,155.03	-	7,185,547.28
PS		35,664,000.00	-	35,664,000.00	35,664,000.00	-	-	-	35,664,000.00	9,292,065.38	-	-	-	9,292,065.38	9,292,065.38	-	-	-	9,292,065.38	-	26,371,934.62	-	
MOOE		62,997,000.00	-	62,997,000.00	62,997,000.00	-	-	-	62,997,000.00	13,837,779.59	-	-	-	13,837,779.59	6,621,360.32	-	-	-	6,621,360.32	-	49,159,220.41	-	7,185,547.28
Fin Exp. (if applicable)		-	-	-	-	-	-	-	-	-	-	-	-	-	-	-	-	-	-	-	-	-	
CO		396,000.00	-	396,000.00	396,000.00	-	-	-	396,000.00	-	-	-	-	-	-	-	-	-	-	-	396,000.00	-	
<b>II. Automatic Appropriations</b>	1 04 102	3,236,000.00	-	3,236,000.00	3,236,000.00	-	-	-	3,236,000.00	919,590.49	-	-	-	919,590.49	919,590.49	-	-	-	919,590.49	-	2,316,409.51	-	-
RLIP (GAA No. 10651)																							
Sub-Total, Automatic Appropriations		3,236,000.00	-	3,236,000.00	3,236,000.00	-	-	-	3,236,000.00	919,590.49	-	-	-	919,590.49	919,590.49	-	-	-	919,590.49	-	2,316,409.51	-	-
PS		-	-	-	-	-	-	-	-	-	-	-	-	-	-	-	-	-	-	-	-	-	-
<b>III. Special Purpose Fund (Please specify)</b>																							
Sub-Total, Special Purpose Fund		-	-	-	-	-	-	-	-	-	-	-	-	-	-	-	-	-	-	-	-	-	-
PS		-	-	-	-	-	-	-	-	-	-	-	-	-	-	-	-	-	-	-	-	-	-
<b>GRAND TOTAL</b>		102,293,000.00	-	102,293,000.00	102,293,000.00	-	-	-	102,293,000.00	24,049,435.46	-	-	-	24,049,435.46	16,833,016.19	-	-	-	16,833,016.19	-	78,243,564.54	-	7,185,547.28
PS		38,900,000.00	-	38,900,000.00	38,900,000.00	-	-	-	38,900,000.00	10,211,655.87	-	-	-	10,211,655.87	10,211,655.87	-	-	-	10,211,655.87	-	28,688,344.13	-	
MOOE		62,997,000.00	-	62,997,000.00	62,997,000.00	-	-	-	62,997,000.00	13,837,779.59	-	-	-	13,837,779.59	6,621,360.32	-	-	-	6,621,360.32	-	49,159,220.41	-	7,185,547.28
Fin Exp. (if applicable)		-	-	-	-	-	-	-	-	-	-	-	-	-	-	-	-	-	-	-	-	-	
CO		396,000.00	-	396,000.00	396,000.00	-	-	-	396,000.00	-	-	-	-	-	-	-	-	-	-	-	396,000.00	-	
Recapitulation by MFO:		47,911,000.00	-	47,911,000.00	47,911,000.00	-	-	-	47,911,000.00	8,991,990.38	-	-	-	8,991,990.38	7,250,010.73	-	-	-	7,250,010.73	-	38,919,009.62	-	1,711,107.64
MFO 1		15,311,000.00	-	15,311,000.00	15,311,000.00	-	-	-	15,311,000.00	2,725,130.85	-	-	-	2,725,130.85	2,223,370.69	-	-	-	2,223,370.69	-	12,585,869.15	-	462,888.15
MFO 2		32,600,000.00	-	32,600,000.00	32,600,000.00	-	-	-	32,600,000.00	6,266,859.53	-	-	-	6,266,859.53	5,026,640.04	-	-	-	5,026,640.04	-	26,333,140.47	-	1,248,219.49

<p>Certified Correct:</p>  <p>JEQY S. LAVERINTO Budget Officer 23 April 2015</p>	<p>Certified Correct:</p>  <p>RAUL T. ABAD Chief Accountant 23 April 2015</p>	<p>Recommending Approval:</p>  <p>ALVIN P. DIAZ Director, Administrative and Finance Office 23 April 2015</p>	<p>Approved By:</p>  <p>CESAR L. VILLANUEVA Agency Head or Authorized Representative 23 April 2015</p>
----------------------------------------------------------------------------------------------------------------------------------------------------------------------------	--------------------------------------------------------------------------------------------------------------------------------------------------------------------------	-----------------------------------------------------------------------------------------------------------------------------------------------------------------------------------------------------------	-----------------------------------------------------------------------------------------------------------------------------------------------------------------------------------------------------

STATEMENT OF APPROPRIATIONS, ALLOTMENTS, OBLIGATIONS, DISBURSEMENTS AND BALANCES  
As of 31 March 2015

Department : Other Executive Offices  
 Agency : Governance Commission for GOCCs  
 Operating Unit : Central Office  
 Organization Code (UAC : 26010000000  
 Funding Source Code (as clustered) : 101  
 (e.g. OId Fund Code: 101,102, 151)

	Current Year Appropriations
	Supplemental Appropriations
X	Continuing Appropriations

Particulars	UACS CODE	Appropriations			Allotments				Current Year Obligations					Current Year Disbursements					Balances				
		Authorized Appropriation	Adjustments (Transfer To/From, Realignment)	Adjusted Appropriations	Allotments Received	Adjustments (Withdrawal, Realignment)	Transfer To	Transfer From	Adjusted Total Allotments	1st Quarter Ending March 31	2nd Quarter Ending June 30	3rd Quarter Ending Sept. 30	4th Quarter Ending Dec. 31	Total	1st Quarter Ending March 31	2nd Quarter Ending June 30	3rd Quarter Ending Sept. 30	4th Quarter Ending Dec. 31	Total	Unreleased Appropriations	Unobligated Allotment	Unpaid Obligations (15-20) + (23+24)	
																				Due and Demandable	Not Yet Due and Demandable		
<b>I. Agency Specific Budget</b>	1 01 101																						
General Administration and Support		5,776,120.00	-	5,776,120.00	5,776,120.00	-	-	-	5,776,120.00	243,533.26	-	-	-	243,533.26	63,133.26	-	-	-	63,133.26	-	5,532,586.74	-	190,400.00
General Administration and Support Services	1 00 000000																						
General Management and Supervision	1 00 010000																						
PS		-	-	-	-	-	-	-	-	-	-	-	-	-	-	-	-	-	-	-	-	-	
MOOE		5,775,865.00	-	5,775,865.00	5,775,865.00	-	-	-	5,775,865.00	243,533.26	-	-	-	243,533.26	63,133.26	-	-	-	63,133.26	-	5,532,331.74	-	190,400.00
Fin Exp. (if applicable)		-	-	-	-	-	-	-	-	-	-	-	-	-	-	-	-	-	-	-	-	-	
CO		255.00	-	255.00	255.00	-	-	-	255.00	-	-	-	-	-	-	-	-	-	-	-	255.00	-	-
Operations	3 00 000000	10,885,455.00	-	10,885,455.00	10,885,455.00	-	-	-	10,885,455.00	670,845.26	-	-	-	670,845.26	220,845.26	-	-	-	220,845.26	-	10,214,609.74	-	450,000.00
MFO 1 - Corporate Standards Services	3 01 000000	3,905,663.00	-	3,905,663.00	3,905,663.00	-	-	-	3,905,663.00	468,494.10	-	-	-	468,494.10	18,494.10	-	-	-	18,494.10	-	3,437,168.90	-	450,000.00
Corporate Standards and Leadership Management	3 01 010000																						
PS		-	-	-	-	-	-	-	-	-	-	-	-	-	-	-	-	-	-	-	-	-	-
MOOE		3,905,663.00	-	3,905,663.00	3,905,663.00	-	-	-	3,905,663.00	468,494.10	-	-	-	468,494.10	18,494.10	-	-	-	18,494.10	-	3,437,168.90	-	450,000.00
Fin Exp. (if applicable)		-	-	-	-	-	-	-	-	-	-	-	-	-	-	-	-	-	-	-	-	-	-
CO		-	-	-	-	-	-	-	-	-	-	-	-	-	-	-	-	-	-	-	-	-	-
MFO 2 - Corporate Governance Services	3 02 000000	6,979,792.00	-	6,979,792.00	6,979,792.00	-	-	-	6,979,792.00	202,351.16	-	-	-	202,351.16	202,351.16	-	-	-	202,351.16	-	6,777,440.84	-	-
Corporate Governance and Restructuring	3 02 010000																						
PS		-	-	-	-	-	-	-	-	-	-	-	-	-	-	-	-	-	-	-	-	-	-
MOOE		6,969,792.00	-	6,969,792.00	6,969,792.00	-	-	-	6,969,792.00	202,351.16	-	-	-	202,351.16	202,351.16	-	-	-	202,351.16	-	6,767,440.84	-	-
Fin Exp. (if applicable)		-	-	-	-	-	-	-	-	-	-	-	-	-	-	-	-	-	-	-	-	-	-
CO		10,000.00	-	10,000.00	10,000.00	-	-	-	10,000.00	-	-	-	-	-	-	-	-	-	-	-	10,000.00	-	-
<b>Sub-Total, Agency Specific Budget</b>		16,661,575.00	-	16,661,575.00	16,661,575.00	-	-	-	16,661,575.00	914,378.52	-	-	-	914,378.52	283,978.52	-	-	-	283,978.52	-	15,747,196.48	-	640,400.00
PS		-	-	-	-	-	-	-	-	-	-	-	-	-	-	-	-	-	-	-	-	-	-
MOOE		16,651,320.00	-	16,651,320.00	16,651,320.00	-	-	-	16,651,320.00	914,378.52	-	-	-	914,378.52	283,978.52	-	-	-	283,978.52	-	15,736,941.48	-	640,400.00
Fin Exp. (if applicable)		-	-	-	-	-	-	-	-	-	-	-	-	-	-	-	-	-	-	-	-	-	-
CO		10,255.00	-	10,255.00	10,255.00	-	-	-	10,255.00	-	-	-	-	-	-	-	-	-	-	-	10,255.00	-	-
<b>GRAND TOTAL</b>		16,661,575.00	-	16,661,575.00	16,661,575.00	-	-	-	16,661,575.00	914,378.52	-	-	-	914,378.52	283,978.52	-	-	-	283,978.52	-	15,747,196.48	-	640,400.00
PS		-	-	-	-	-	-	-	-	-	-	-	-	-	-	-	-	-	-	-	-	-	-
MOOE		16,651,320.00	-	16,651,320.00	16,651,320.00	-	-	-	16,651,320.00	914,378.52	-	-	-	914,378.52	283,978.52	-	-	-	283,978.52	-	15,736,941.48	-	640,400.00
Fin Exp. (if applicable)		-	-	-	-	-	-	-	-	-	-	-	-	-	-	-	-	-	-	-	-	-	-
CO		10,255.00	-	10,255.00	10,255.00	-	-	-	10,255.00	-	-	-	-	-	-	-	-	-	-	-	10,255.00	-	-
Recapitulation by MFO:		10,885,455.00	-	10,885,455.00	10,885,455.00	-	-	-	10,885,455.00	670,845.26	-	-	-	670,845.26	220,845.26	-	-	-	220,845.26	-	10,214,609.74	-	450,000.00
MFO 1		3,905,663.00	-	3,905,663.00	3,905,663.00	-	-	-	3,905,663.00	468,494.10	-	-	-	468,494.10	18,494.10	-	-	-	18,494.10	-	3,437,168.90	-	450,000.00
MFO 2		6,979,792.00	-	6,979,792.00	6,979,792.00	-	-	-	6,979,792.00	202,351.16	-	-	-	202,351.16	202,351.16	-	-	-	202,351.16	-	6,777,440.84	-	-


Certified Correct:


Certified Correct:


Recommending Approval:

Approved By:

  
JEYOY G. LAVERINTO  
Budget Officer  
23 April 2015

  
RAUL T. ABAD  
Chief Accountant  
23 April 2015

  
ALVIN P. DIAZ  
Director, Administrative and Finance Office  
23 April 2015

  
CESAR L. VILLANUEVA  
Agency Head or Authorized Representative  
23 April 2015